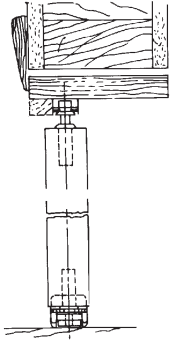


## Standard Mohawk Bifold Hardware

Bifolds should be ordered by finished opening size.  
Complete installation instructions are included in each bifold box.

### Johnson 1825 Series



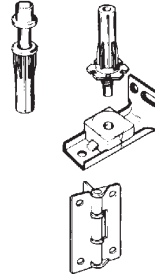
#### Johnson 1825 Series Standard Hollow Core Bifold Hardware

Low-profile track design provides a cleaner, "hidden" appearance. Attractive wood-tone steel track blends with any wood finish, can be painted to match other decors, or can be faced with a wood fascia strip. All nylon parts are in brown finish, and steel parts have a brass-like finish.

Doors snap easily into track. All pivots are nylon with no metal-to-metal contact, assuring long life and a smooth glide.

Bottom pivots on an adjustable nylon block with needle bearing, and bottom pivot pin raises to minimize headroom clearance.

All pivots are easily tapped into standard pre-drilled doors.



#### Precision Rolled Steel Track

Wood-tone, enamel-coated, strong steel track blends with stained doors. Recessed guide rails provide a smooth surface for floating roller guides to glide silently when opening or closing.

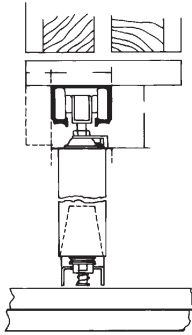
#### Needle-Bearing Pivots

All pivots and guides are designed to provide needle-bearing surfaces for easy, maintenance-free action. Friction is minimized. When installing doors in carpeted openings, jamb bracket can be raised above carpeted surface by the use of 1836 carpet riser (accessory available separately). This eliminates having to cut carpet and provides a sturdy base for the bracket.

#### Self-Locating Hinges

Hinge spacing fingers provide automatic hinge alignment to doors and eliminate overfolding problems. Smooth, non-binding operation is assured. Maximum panel weight is 30 lbs.

### Johnson 100 Series



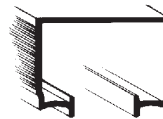
#### Johnson Series 100FD Heavy-Duty Bifold Hardware

A deluxe, commercial-grade folding door hardware set designed for use with heavy 1-3/8" or 1-3/4" solid core doors weighing up to 75 pounds per door panel.

Doors are top-hung, which automatically provides a minimum gap between doors and track for best appearance. Smooth operation is assured by machine-turned hanger wheels riding on extruded, convex rails. One-point wheel/track contact virtually eliminates any dirt accumulation which could hinder operation.

Set includes "roller bearing" hangers for effortless, trouble-free operation.

For quality constructed homes or offices, the 100FD Series Johnson Folding Door set is a must.



#### Aluminum Track

Precision extruded aluminum track provides smooth rails for travel. Holds wheels securely inside—hangers cannot fall out yet can be instantly disengaged from door plates with a "flip of a clip." Line design on face holds paint and covers finger marks.

#### Tricycle Hanger

Machine-turned, balanced wheels riding on permanently lubricated roller bearing give effortless travel to doors. Adjustable for height, wheels pivot easily and can be removed from the door plate by opening a clip. A Johnson patented design.

#### 1606 Hinge

Specially designed by Johnson. A two-piece non-mortise hinge enabling doors to be removed by simply lifting out. Wood-tone nylon with brass-colored steel. Nylon-bearing surfaces provide long-wearing, smooth action. (Johnson Pat. No. 3096537)

**MOHAWK**  
FLUSH DOORS, INC.  
**PREMDOR**

