

## Mohawk Rabbeted Transom & Door Machining Requirements

Customer Name \_\_\_\_\_

Customer Address \_\_\_\_\_

Job Name \_\_\_\_\_

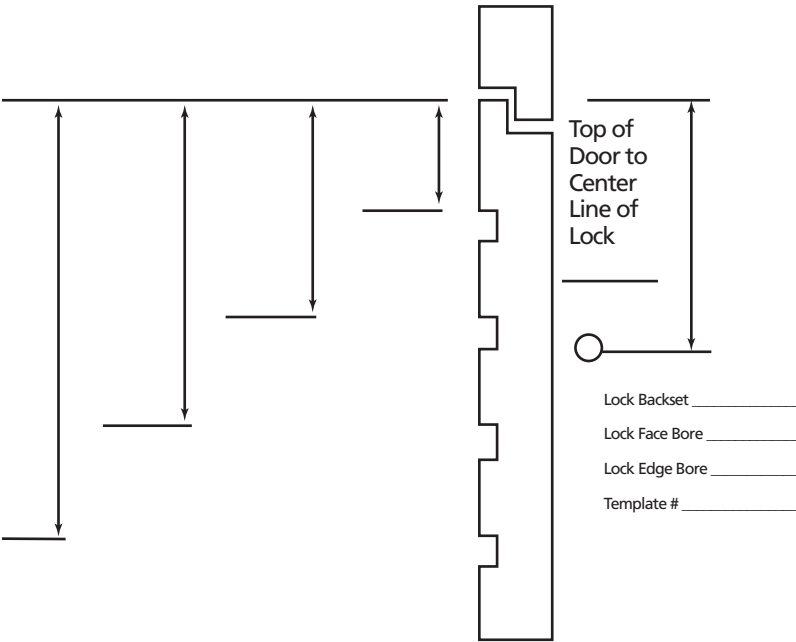
Order Number \_\_\_\_\_

Door Type: Hollow Core | Wood Core | Particle Core | Fire Core

Door Skin Species \_\_\_\_\_

Lock Manufacturer \_\_\_\_\_

Model or Type \_\_\_\_\_



Prefit transom width \_\_\_\_\_

Prefit door width \_\_\_\_\_

Prefit door height \_\_\_\_\_

Transom bevel \_\_\_\_\_

Door bevel \_\_\_\_\_

Door thickness \_\_\_\_\_

Net height of transom including 1/2" rabbet \_\_\_\_\_

Gap between transom & door 1/8"

Net height of door \_\_\_\_\_

Total height of opening \_\_\_\_\_

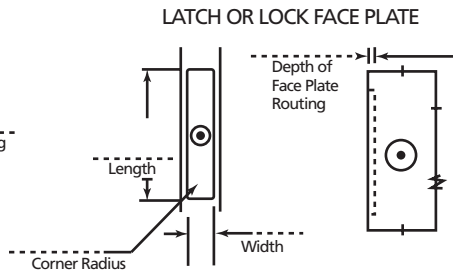
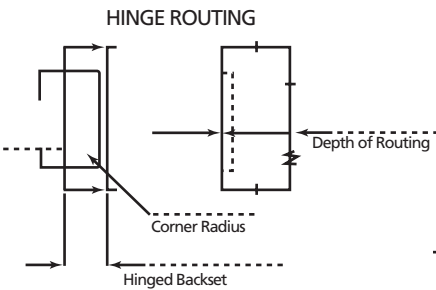
(Please make sure that all above dimensions add up to total door height.)

Other hardware remarks: \_\_\_\_\_

\_\_\_\_\_  
 \_\_\_\_\_  
 \_\_\_\_\_

Door Number      Total This Page      Swing

\_\_\_\_\_  
 \_\_\_\_\_  
 \_\_\_\_\_  
 \_\_\_\_\_



Make sure all lock dimensions are to center line on face plate.

Please enclose all hardware templates.

Fill out in triplicate. Retain one copy and send SIGNED original and one copy with Purchase Order.

Signed \_\_\_\_\_ Date \_\_\_\_\_

**MOHAWK**  
 FLUSH DOORS, INC.  
**PREMDOR**

